



MARIUPOL STATE UNIVERSITY

The International Student Roadmap

**Your how-to guide for becoming an international
student of Mariupol State University**



Kyiv 2023

Information about Mariupol State University



Mariupol State University is a prestigious higher education establishment widely known not only in Ukraine but abroad as well, a center for training of highly qualified personnel which plays an important role in development of effective cooperation between Ukraine and foreign states in the field of education, science and culture.

Mariupol State University was founded in 1991 in Mariupol, Ukraine. But in 2022, all academic buildings of Mariupol University were significantly damaged or destroyed by Russian invasion army during the Russo-Ukrainian War. Mariupol State University was relocated to Kyiv, the capital of Ukraine.



The University consists of 5 faculties (Faculty of Economics and Law, Faculty of History, Faculty of Philology and Mass Communications, Faculty of Foreign Languages and Faculty of Psychology and Pedagogy) and 1 Educational and Scientific Institute of Management.

Today, approximately 3200 students are studying at Mariupol State University with 300 foreign students from Azerbaijan, Bangladesh, Cameroon, Guinea, Nigeria, Turkmenistan, and other countries.



Co-funded by the
Erasmus+ Programme
of the European Union



International Students Office



Meet Our Team

Lidiia SHEVCHENKO

- Head of International Relations Office,
l.shevchenko@mu.edu.ua

Danylo YEHORENKO

- Senior Office Manager, d.yehorenko@mu.edu.ua

Mariia Kustikova

- Office Manager, m.kustikova@mu.edu.ua

Alina CHELPANOVA

- Translator, a.chelpanova@mu.edu.ua

Our Responsibilities

- ✓ Invitation to Study
- ✓ Admission
- ✓ Academic Issues
- ✓ Temporary Residence Permit
- ✓ Documents' Recognition
- ✓ Adaptation and Integration

Contact us for any questions:

international@mu.edu.ua

+380971691758

+380509009125



Co-funded by the
Erasmus+ Programme
of the European Union




5 STEPS HOW TO ENROLL IN MARIUPOL UNIVERSITY



Apply to the University and receive an invitation for study



Pay for a set of information and consulting support services of the state enterprise authorized by the Ministry of Education and Science of Ukraine



Apply for a visa at the Embassy of Ukraine abroad



Pass the entrance exams, including remotely in your country



Pass the entrance exams, including remotely in your country



Co-funded by the
Erasmus+ Programme
of the European Union



INTER
ADIS

Remote enrolment of international students



The Mariupol University should conclude agreements with a partner organization, a resident of the country of origin of the prospective student, that meet the following requirements:

- ❖ compliance of the premises area for remote submission of documents, consultations and entrance tests with the established norms of quarantine restrictions in the country where recruitment is carried out;
- ❖ providing entrants with personal protective equipment;
- ❖ ensuring the procedure of entrants' identification using facial recognition technologies, which includes verification of personal data (surname, patronymic (if available)), biometric data and their verification with the official (state) database;
- ❖ ensuring control of compliance with the requirements of integrity during the entrance exam for foreigners;
- ❖ providing a place to store the entrants' phones, tablets and other electronic devices confiscated during the entrance examination;
- ❖ providing a device for suppressing cellular and Internet networks;
- ❖ ensuring video surveillance around the perimeter of the auditorium where the entrance exam for foreigners takes place by installing at least two video cameras;
- ❖ providing technical equipment for video communication with the examination commission of the educational institution in real time (computer, video camera, microphone, TV or projector with a screen);
- ❖ presence in the auditorium of at least two employees to monitor compliance with the requirements of academic integrity and technical support during the entrance exam for foreigners;
- ❖ providing all entrants with individual computers connected to the online platform of the institution, which will be used to hold the entrance exam for foreigners;
- ❖ providing consultations and trainings before the entrance exam for foreigners so they can get acquainted with its rules in the remote form and the use of the online platform;
- ❖ ensuring video recordings of the entrance exams, transfer of video materials to the educational institution through the online platform, storage of information and video materials after the entrance exam for foreigners for five years at the partner organization.



Co-funded by the
Erasmus+ Programme
of the European Union





HOW TO GET UKRAINE?



Martial law is currently in place in Ukraine, and air traffic has been halted; however, foreign citizens are permitted to enter and exit the country by land.

Border checkpoints with Poland, Slovakia, Hungary, Romania, and Moldova are open and secure, while those with Russia, Belarus, and Transnistria remain closed.

To cross Ukraine's state border, you need to have:

- a valid passport (the passport must be valid for the entire duration of stay in the country). Citizens of Turkey and Georgia may enter Ukraine with an ID card.
- an entry visa, if required.
- a residence permit that expired after February 24, 2022, which still permits entry into Ukraine.
- a health insurance policy, as insurance is mandatory in Ukraine.

If you are in Ukraine, you should:

- stay alert to air raid warnings and follow advice of the Ukrainian authorities
- pay close attention to your personal security
- monitor the media for information about security risks in your area
- avoid demonstrations and public gatherings
- take extra care while moving around
- know what curfews are in place



Co-funded by the
Erasmus+ Programme
of the European Union



MIGRATION RULES

TEMPORARY RESIDENCE PERMIT



International students have the right to get a **temporary residence permit** in Ukraine (hereinafter referred to as **Posvidka**) at the State Migration Service of Ukraine.

You need to provide the following documents to the International Students Office within **5 working days** after arriving to the University, but **no later than 30 days before the visa expiration**:

- ✓ passport with a type D visa (for countries with visa entry procedure);
- ✓ notarized passport translation into Ukrainian language;
- ✓ health insurance certificate valid for all period of study.

Posvidka is made in the form of an ID-card containing a contactless electronic data storage device.



If you change your passport you should inform the International Students Office **within 10 days**.

After issuing a Posvidka you should make an address registration **within 10 days**.

If you change your place of living, you should register a new address **within 10 days**.

In case of expelling your Posvidka should be given back to the International Students Office for further annulation by migration service.

And you should live the country **within 10 days**.

After the graduation you should apply for a new program. You can do it in your University or transfer to another one. You have **10 days** for transfer. You should provide a letter of acceptance to the University from new educational institution.

ATTENTION!

In case of the loss of documents, late registration, other administrative for driving convictions or smoking in prohibited places you are obligated to pay a fine set by Ukrainian legislation. In case the University is charged the fine due to your fault, you must cover the penalties in full. In other way migration service are able to cancel your Posvidka.




Co-funded by the
Erasmus+ Programme
of the European Union



INTER
ADIS

To get access to the learning portal (login and password), you need to contact your group supervisor and get access to an account in the @mdu.in.ua domain and to the corporate mail of university.



How to pass the procedure of recognition of foreign qualifications



1. Collecting the necessary documents certified in the country of their origin in a manner officially used in this country



2. Notarized translation of passport and foreign educational documents to Ukrainian language



3. Submitting an application to the Information and Image Center of the Ministry of Education and Science of Ukraine



4. Payment of the recognition procedure



5. Getting a certificate of recognition



6. Providing a certificate to the University



Co-funded by the
Erasmus+ Programme
of the European Union



**INTER
ADIS**

EXPLORE UKRAINE



Kyiv

Ukraine's capital needs no introduction. In our humble opinion, it's the most beautiful city in the world with best food, theatre, and of course people.

Lviv

It has the largest number of architectural monuments in Ukraine. The entire ancient part of the city has been listed as a UNESCO World Heritage site. This city has a lot to offer – architecture, food, theatres, and live music!



Odesa

The largest seaside city in Ukraine is a real gem, with theatres, bridges, monuments, religious buildings, and wonderful local food (the fish, wines, and fruits are simply outstanding).



Co-funded by the
Erasmus+ Programme
of the European Union



EXPLORE UKRAINE



Kamianets-Podilskyi

It is famous for its stunning medieval fortress, dramatically perched above the Smotrych River. The iconic castle, surrounded by breathtaking views, is a symbol of the city's rich history and architectural beauty.

Carpathians

With their majestic peaks, dense forests, and crystal-clear rivers, the region offers endless opportunities for hiking, skiing, and reconnecting with nature. You'll love it!



Bakota

It's hidden gem in Ukraine, nestled along the Dniester River. Known for its stunning cliffs and serene waters, this place feels like a step back in time. Bakota offers breathtaking views and peaceful landscapes.



Co-funded by the
Erasmus+ Programme
of the European Union



PUBLIC HOLIDAYS IN UKRAINE (2024)



 1 January – New Year	
 1 May – Labour Day	8 March – International Women's Day
 8 May – Victory Day over Nazism in World War II	 5 May – Easter
 28 June – Constitution Day of Ukraine	 23 June – Pentecost
 24 August – Independence Day of Ukraine	 15 July – Day of Ukrainian Statehood
 25 December – Christmas	 1 October – Defender of Ukraine Day



Co-funded by the
Erasmus+ Programme
of the European Union



EMERGENCY ASSISTANCE IN UKRAINE



Dial the following numbers on a local phone to contact Ukrainian emergency services:



Police – **102**

Ambulance – **103**

Fire – **101**

Gas emergency – **104**

Single emergency number - **112**

MEDICAL CARE AND INSURANCE IN UKRAINE



The health insurance is necessary and obligatory for all international students willing to study at Mariupol State University. Please note that international health insurance must be valid on the territory of Ukraine and cover basic medical aid cost and your travel expenses which may arise. If you want to buy the health insurance certificate in Ukraine, please check the list of [Ukrainian insurance companies that have licenses for realization of medical insurance policies](#).

Here you can also find the list of [Kyiv hospitals](#).



Co-funded by the
Erasmus+ Programme
of the European Union



INTER
ADIS

PUBLIC TRANSPORT IN KYIV




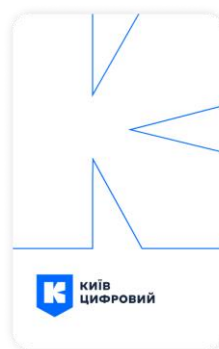
Kyiv and e-Ticket: a single electronic ticket is applicable to all modes of public transport. It means there is no more need to look for different tickets for buses, trolleybuses, trams and metro.

All you need is to buy a Kyiv Digital travel card or a QR ticket.

1 What is a one-time QR ticket?

QR tickets came to replace heaps of tokens and one-time travel cards. They are valid for 15 days and are intended for those who rarely use transport.

A one-time QR ticket may be used in a printed form or scanned from a smartphone screen.



2 Where can it be purchased?

QR tickets can be purchased via:

- Kyiv Digital app
- Kyiv Digital payment terminals
- metro ticket offices
- self-service boxes and at EasyPay portal.

See all points of sale on this [map](#).

3 How to use it?

To use a QR ticket, you will need a validator – a reader mounted on the turnstiles in the metro and in each public transport passenger cabin:

The passage of persons crossing the state border is controlled by the State Border Guard Service of Ukraine based on their valid documents authorising entry to or exit from the territory of Ukraine. The passage of vehicles, cargoes, goods and other property across the border is governed by the law in force and international treaties of Ukraine.

Here's a [video guide](#) on how to correctly scan a QR ticket.

Only confirmation of payment on the validator is a proof for a controller that the ticket has been used. The ticket will be automatically deleted after 2 hours since its use, and the record of the use will be saved in the update feed.



Co-funded by the
Erasmus+ Programme
of the European Union



INTER
ADIS

PUBLIC TRANSPORT IN KYIV



1 What is a travel card?

A travel card will come in handy if you are going to travel around Kyiv a lot. After all, the more trips you buy, the bigger discount you get. You can add 50 trips to the card per one top-up. The maximum possible card balance is 100 trips.

3 How to top up?

A travel card can be topped up:

- via Kyiv Digital app
- at Kyiv metro stations
- at the website of the GIOC Utility Company
- at e-ticket self-service boxes and EasyPay
- at iPay payment terminals

See all top-up points on the [map](#).

2 Where can it be purchased?


You can buy it in T-kiosks [all around the city](#) and from Kyiv Digital terminals at metro stations or at metro ticket offices.

4 How to use a travel card?

To pay the fare, a travel card must be put against a validator and held till it beeps thus confirming the payment. Validators are reading devices in the public transport.

5 How can it be shown to a controller?

Controllers carry portable readers with them, with which they can scan your travel card and make sure the fare has been paid. Just hand the card to the controller to enable him/her to scan the barcode.



Co-funded by the
Erasmus+ Programme
of the European Union

